



# Teacher Curriculum Packet

Grades K - 2nd



# Dogs for Defense:

## Hero Hounds

Presented by the  
Eisenhower Foundation

# Dogs for Defense: Hero Hounds



## INTRODUCTION

At a time when every American was asked to make sacrifices for the American war effort, WWII marked the establishment of Dogs for Defense, a program to which families donated their pet dog to serve in the U.S. military. These four-legged recruits came in every size and shape from the backyards of small towns and big cities, and were transformed through training from loving pets into working troops. Through a variety of artifacts and simulations, students will follow the journey of their pet dog as he leaves the family sofa, enters the battlefield, and returns home a hero.

## TARGET AUDIENCE

Grades K - 2

## OBJECTIVES

- Students will gain an understanding of the overall objective of Dogs For Defense as an example of Americans' home front contributions to the WWII war effort.
- Students will be introduced to the way dogs were chosen, trained and used in WWII.
- Students will gain knowledge of the characteristics and value of primary sources.
- Students will analyze primary sources to gain historical information.

## CONTENTS

- 3 Core Standards
- 4 Lesson Plan
- 5 Background Briefing
- 7 Primary Source Set: 2. DOGS

## ACTIVITIES Preprinting Required

- 8 Keywords
- 9 Chips the Hero Hound
- 33 Flashcards  
Preferred Breeds and Dog Jobs
- 46 Build a Hero Hound  
Activity Sheet, Directions, and Stickers

## ACKNOWLEDGEMENTS

This unit was produced in July 2013 by the Eisenhower Foundation.

Mitzi Bankes Gose, writer  
Emily Miller, writer and editor

Thanks to the Dane G. Hansen Foundation for funding and the Eisenhower Presidential Library, Museum and Boyhood Home for support.

Thank you to Andy Watson of the AMEDD Center of History and Heritage for research assistance, and to Robert Rosenkrans, author of U.S. Military War Dogs in World War II, for artifact advice and permission to use images from his collection.

# Core Standards

## COMMON CORE STATE STANDARDS

For English Language Arts & Literacy in History/Social Studies, Science and Technical Subjects

Grade Level		K	1ST	2ND
Standard	RI - Reading Informative Text	1-8	1-8	1-8, 10
	W - Writing	2	2	2
	SL - Speaking and Listening	1-3	1-3	1-3

## KANSAS CONTENT STANDARDS:

Additionally, this lesson supports Kansas History, Government, and Social Studies Standards 2.1 and 3.1 through its discussion of America's spirit of volunteerism, patriotism, and civic responsibility.

\*To view another state's content standards, visit that state's Department of Education website.



# Lesson Plan

1. Prepare for this lesson by preprinting the following **ACTIVITIES** pages:

8: One copy per student  
9 - 32: One classroom copy  
33 - 45: One classroom copy, two-sided  
46: One copy per student  
47: Copy, as needed

Labels can be purchased at [www.onlinelabels.com](http://www.onlinelabels.com)

48: 1" Round, #OL1025  
49: 1" x 1" Square, #OL5425  
50: 1.5" x 1.299" Triangle, #OL1058

2. Ask students to think about -- and make suggestions of -- what they could do, as a kid in the United States, to help out our soldiers who are fighting overseas. After suggestions have waned, ask them if they have a pet dog. Is there any way it could help in the war? If so, would you send it off to war?

5 minutes

3. Explain that during World War II there were not only human soldiers, but also soldier dogs.

\* Discuss World War II in age-appropriate terms.

- A six-year war that the United States and our Allies (friends or team, the good guys) fought in against Germany and the Axis (the opposite of Allies, enemies or bad guys).

Use the **Background Briefing** (page 5) to instruct students about the overall purpose and creation of Dogs for Defense. Hand out the **Keywords** (page 8) activity sheet to each student.

15 minutes

4. Read **Chips the Hero Hound** (pages 9 - 32), about a German Shepard, Collie and Husky mix that became a great American hero during World War II.

- \* Point out a few of the illustrations, which are primary sources, while reading the story.

10 minutes

5. After reading the story, ask students a few questions. Use the **Flashcards** (pages 33 - 39) to discuss preferred breeds and different dog jobs.

- \* Who was the story's hero?
  - Chips
- \* What type of dog was he?
  - German Shepard, Collie and Husky - a mix of three preferred breeds. Use **Preferred Breeds** (pages 33 - 39) to show and discuss others.
- \* What was Chips' job?
  - Sentry Duty - he guarded posts, detecting and sometimes attacking any intruders Use **Dog Jobs** (pages 40 - 45) to show and discuss others.

5 minutes

6. Hand out the **Build a Hero Hound** (page 46) activity sheet to each student and explain the **Directions** (page 47).

- \* Direct students to begin by choosing a name for their hero hound and writing it on the collar.
- \* Direct students to view **Primary Source 2.5** and discuss what they see. (What is it? Where do you think it was used? What kind of information does it tell?)
- \* Have students place **Stickers** (pages 48 - 50) on the hero hound's blanket to show their military branch, duty, and award.

15 minutes

7. If there is extra time, have students share their Hero Hound with the class.

# Background Briefing

## INTRODUCTION

Dogs have been used in battle by other countries for thousands of years, but when World War II started, the United States had not adopted an official military war dog program. Dog enthusiasts strongly believed that dogs could aid the military and began trying to persuade the government. This group became **Dogs for Defense, Inc.**

Americans on the home front wanted to help our soldiers in any way they could. The whole country shifted gears to support our troops and win World War II. The volunteers who created Dogs for Defense were determined to show the military that dogs were useful in war and sent their own trained dogs to guard weapon companies (sentry duty). They soon proved valuable not only as excellent guards, but also as morale boosters to those they helped.

In 1942, the U.S. Army received 200 trained sentry dogs from Dogs for Defense. This was the first time in U.S. history war dogs were officially recognized. Their usefulness was quickly realized, and by December, the Army, Marine Corps, and Coast Guard requested 125,000 dogs! Dogs for Defense turned to Americans to help fulfill this request. America's volunteer spirit



August 19, 1942  
Clyde Porter presents his dog "Junior" to Dogs for Defense. The U.S. Army received over 20,000 dogs during World War II from owners like little Clyde.

showed itself and approximately 40,000 pet dogs were signed up to join the military. The dogs being volunteered, however, were untrained pets, not working dogs.

Training facilities and an official Army training manual were soon created and the United States **K-9 Corps** was established. Dogs for Defense continued to supply the K-9 Corps with dogs until March of 1945 when the Quartermaster Corps set up its own procedures to obtain dogs.

## REPORTING FOR DUTY, SIR

There were six main duties, or jobs, that dogs were trained to fulfill.

**Sentry Dogs** guarded a post, detected and sometimes attacked enemy intruders.



**Scout Dogs** trained to go ahead of their handler to investigate and give silent warning of enemy dangers.

**Sledge dogs** worked on a dog team to transport heavy loads of supplies,



equipment, and sometimes wounded soldiers across the rough terrain of ice and snow.

**Messenger Dogs** delivered messages from one handler on scouting patrol to another handler at headquarters, often passing through enemy territory and gunfire. These loyal dogs learned to locate their handlers' scents from up to a mile away!



**Pack dogs** transported supplies through rough terrain that vehicles could not cross, usually mountains. Using doggy-backpacks, they carried small quantities of ammunition, food and other supplies for soldiers.




**Casualty Dogs** were trained and used by the medical corps to locate wounded soldiers. The dog searched a given area, and upon finding an injured soldier, returned to his handler to report its find. The handler then attached a leash to the dog who led him to the soldier.



Initially, some dogs were trained for **Mine Detection** and **Gas Detection**, but these programs were soon abandoned because they were ineffective.

## PREFERRED BREEDS

In July of 1943, the Army's Technical Manual 10-396 listed thirty-two breeds thought to be suitable as war dogs. However, by the end of 1944, seven breeds stood out and were preferred.



The **German Shepherd** was the top choice of the U.S. Army, while the Marine Corps preferred the **Doberman Pinscher**. Both breeds had been used as guard and war dogs in other countries. The sharp senses, agility, alertness, and intelligence of these breeds, plus the **Belgian Sheepdog** and **Collie** made them ideal scouts, sentries, and messengers.

Able to brave colder climates, the **Siberian Husky**, **Malamute**, and **Eskimo** dogs are pack and sledge dog breeds with "snow shoe" type feet that are well adapted for traction on ice and snow. They are also respected for their endurance, speed, and ability to work on a dog team. These breeds are able to haul double their body weight to pull heavy sleds in snow covered areas not accessible to other means of transportation for an average of twenty-five miles a day.



German Shepherd



Doberman Pinscher



Collie



Belgian Sheepdog



Malamute



Siberian Husky



Eskimo



Because the Dalmatian's bright coloration made it stand out too much on the front lines, attempts were made to dye it khaki!

## 2. DOGS Hero Hounds

Number/Type	Description
<b>1.1</b> ARTIFACT	<b>Technical Manual No. 10-396, “War Dogs”</b> Training manual for soldier dogs. * Encourage students to consider the important role dogs play in war.
<b>1.2</b> PHOTO	<b>August 19, 1942 Publicity Photo</b> Clyde Porter presents his dog “Junior” to Dogs for Defense. The U.S. Army received over 20,000 dogs during World War II from owners such as little Clyde. * Encourage students to think about what is happening in the photo and read the sign in the background.
<b>1.3</b> ARTIFACT	<b>CHIPS Makes a Comeback</b> 1944 three-page comic book story about Chips, a U.S. Army Dog in the World War II K-9 Corps.
<b>1.4</b> ARTIFACT	<b>Private Pepper of Dogs for Defense</b> Book by Frances Cavanah from 1945 that tells the story of Pepper in the World War II K-9 Corps.
<b>1.5</b> ARTIFACT	<b>USMC FMF Pacific Dog Platoons Patch</b> United States Marine Corps (USMC) Fleet Marine Force (FMF) worn by soldiers with dogs in their unit.

“For all their remarkable feats, they’re not only our heroes, they’re our pals. . . . When we see or read about how they’re involved in war, the war becomes a little closer. . . . The irony is that soldier dogs make war a little more human.”

-from Soldier Dogs by Maria Goodavage

Name: \_\_\_\_\_

## KEYWORDS

**Directions:** Trace over the keywords below. Then, draw a line from the word to the matching picture.

Patriotism

to love your country



Volunteer

to help others



Dogs for


Defense

Americans volunteered their dog to this group to help our soldiers in World War II





**CHIPS**




the Hero Hound





One bright and sunny day in Pleasantville, New York, two little girls, Gail and Nancy, were playing fetch with their dog, **Chips**, a German Shepherd, Collie and Husky mix. At two years old, he was a fun and lively puppy that was very protective of his family, especially young Nancy.

Just as Chips was running after his ball, a garbage truck pulled up in front of his home, but Chips didn't know the man that got out of the truck. Wanting to protect his family, Chips ran up to the garbage man and bit him! Luckily, the bite wasn't too hard and Edward, the girls' dad, was close by to calm Chips



Sticker given to Americans who donated their dogs to Dogs for Defense.



Later that night at dinner, Edward said to his family, “You know, seeing Chips in action today made me think. There is a war going on and this new program, **Dogs for Defense**, is looking for soldier dogs. Chips is young, has tons of energy and is very brave. I think we should do our part and donate him to Dogs for Defense. What do you think, kids?”

“Oh daddy! NO! You can’t send my Chips off to war!!” cried Nancy.

“But honey, I’m too old to go and your brother Johnny is just a baby! This is what our family can do here on the **home front** to help the **United States** and the **Allies** win World War II!” explained Edward.



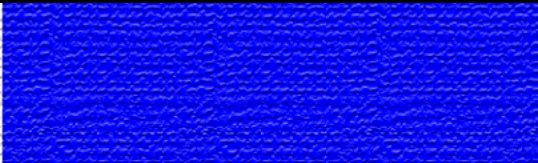


August 19th, 1942. The little boy, Clyde Porter, is presenting his dog "Junior" to the Dogs For Defense. The U.S. Army received over 20,000 dogs during World War II from owners such as little Clyde.



“Girls, do you know what **patriotism** is?”  
asked their mother.

“I do!” exclaimed Nancy. “We learned about it in school. It is to love your country and, because we are good, patriotic girls, I think we should **volunteer** Chips for Dogs for Defense, Nancy.”

“Okay, I guess,” sniffled Nancy. “But you better come home a hero!” she said to Chips, giving him a big hug.







So it was settled, Chips was off to war, but first, like any good soldier, Chips needed to be trained.

At the War Dog Training Center in Front Royal, Virginia, Chips met his handler, **Private John P. Rowell** and was assigned to sentry duty. A **sentry dog** guarded a post, detected any break-ins, and, if ordered, attacked enemy intruders. After three weeks, Chips was ready for his first taste of battle and, with his handler John by his side, set sail for **Africa**.





During the long voyage across the Atlantic ocean, Chips became very seasick.

“Chips, old boy, I sure hope you get to feeling better soon!” said John, patting him on the head.

Luckily, before the ship landed, Chips came around, but, as the troops reached the shore, they were met with enemy gunfire.

“Come on, Chips let’s move!” yelled John. At first, the loud explosions scared him, but Chips quickly overcame his fear and joined John in the fight.





The Army was so impressed by the courage Chips showed in Africa that he and John were selected for a very important, top-secret mission. Every night for ten days, Chips and John patrolled the house where **United States President Franklin D. Roosevelt** and **Great Britain's Prime Minister Winston Churchill** met to make war plans. Chips even got to meet the famous world leaders!





Next, Chips and John sailed for **Sicily**.

Once on the island's shore, they began to make their way inland, but all of a sudden, an enemy machine gun nest, disguised as a hut, started firing on the soldiers!

“Chips! Wait!” John yelled as the dog broke free from his leash, disappearing into the hut. A few minutes later, Chips came back out the door with one enemy soldier by the neck followed by three more surrendering with their hands above their heads.







“Good boy, Chips!” said John. “Now, let’s get you to the first-aid tent,” noticing the burns and cut on Chips’ head.

But even his wounds wouldn’t keep the soldier dog away from battle. Later that day, Chips’ sharp nose picked up the scent of more enemy soldiers and he alerted John.

“Put your hands up!” John ordered, taking all ten enemy soldiers prisoner.



Chips, the top dog of the K-9 Corps.



Stories about Chips, the hero hound, soon spread around the world and he was given the **Silver Star** for “bravery in action against the enemy.”

Chips was also awarded the **Distinguished Service Cross** and the **Purple Heart**, but these medals were later taken away because the Army decided they were only for humans. This didn't bother Chips though because John and the other men made their own medals for Chips to proudly wear.



Chips meets General Eisenhower.



After fighting in Sicily, Chips was sent to **Italy**. On a visit to the Italian war zone, **General Dwight D. Eisenhower**, who had heard all about this hero hound, asked to meet Chips. Without thinking, the general leaned over to pet him and Chips nipped his hand!

Being a dog lover himself, General Eisenhower took it well, realizing that war dogs were trained to only respond to their handler, not strangers, no matter how many stars are on their shoulder.





In 1945, when World War II ended, Chips went back to the states. He travelled by train with six reporters to his hometown where Edward and Johnny, now a young boy, were waiting for him.

“Welcome home soldier!” grinned Edward. “I know two girls who are very excited to see you!”

After school ended for the day, Gail and Nancy raced home.

“Chips! You came home!” squealed Nancy. “And you are a true, wet American Hero!” as Chips greeted the girls with a big kiss!



  
**EISENHOWER**  
FOUNDATION

[EisenhowerFoundation.net](http://EisenhowerFoundation.net)





# GERMAN SHEPHERD




# DOBBERMAN PINSCHEER



# COLLIE






# BELGIAN SHEEPDOG



# SIBERIAN HUSKY




**MALAMUTE**



**ESKIMO**



Guarded a post,  
detected and  
sometimes attacked  
enemy intruders.




# SENTINEL






Trained to go ahead of their handler to investigate and give silent warning of enemy dangers.



# SCOUT



Worked on a dog team to transport heavy loads of supplies, equipment, and sometimes wounded soldiers across the rough terrain of ice and snow.




# SLEDGE




Delivered messages from one handler on scouting patrol to another handler at headquarters, often passing through enemy territory and gunfire. These loyal dogs learned to locate their handlers' scents from up to a mile away!



# MESSENGER




Transported supplies through rough terrain that vehicles could not cross, usually mountains. Using doggy-backpacks, they carried small quantities of ammunition, food and other supplies for soldiers.



# PACK

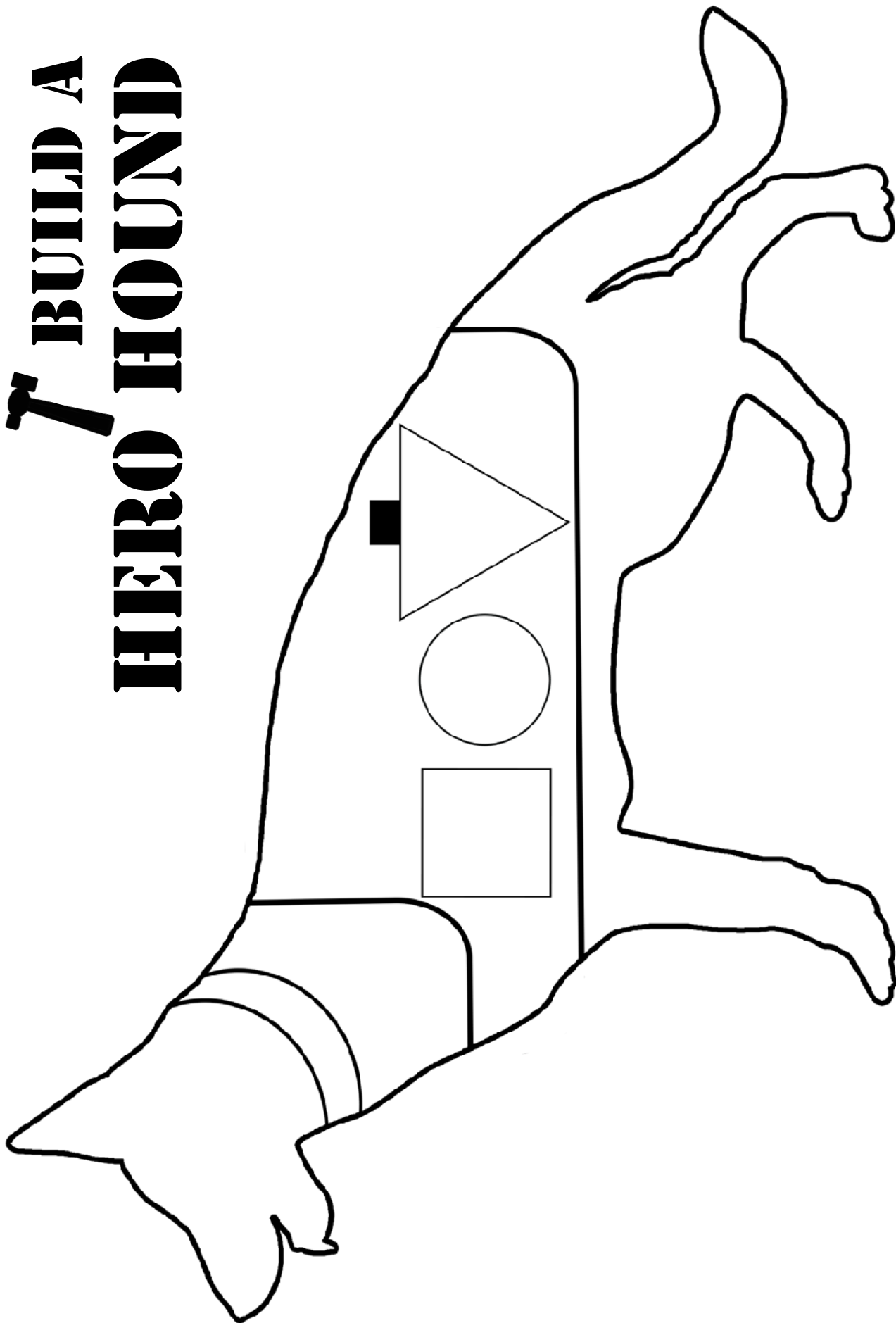


Trained and used by the medical corps to locate wounded soldiers. The dog searched a given area, and upon finding an injured soldier, returned to his handler to report its find. The handler then attached a leash to the dog who led him to the soldier.



# CASUALTY

# 7 BUILD A HERO HOUND





# **BUILD A HERO HOUND DIRECTIONS**

## **1. NAME**

Pick a name for your Hero Hound and write it on its collar.

## **2. COLOR**

Color your Hero Hound.

## **3. DUTY**

Pick a special duty for your Hero Hound and place the sticker on its blanket.

## **4. BRANCH**

















































































Pick a branch of the military for your Hero Hound to serve and place the sticker on its blanket.

## **5. AWARD**

Pick an award for your Hero Hound and place the sticker on its blanket.





 <b>SLEDGE</b>	 <b>SLEDGE</b>	 <b>SLEDGE</b>	 <b>SLEDGE</b>	 <b>SLEDGE</b>	 <b>SLEDGE</b>	 <b>SLEDGE</b>	 <b>SLEDGE</b>
 <b>SLEDGE</b>	 <b>SLEDGE</b>	 <b>SLEDGE</b>	 <b>SLEDGE</b>	 <b>SLEDGE</b>	 <b>SLEDGE</b>	 <b>PACK</b>	 <b>PACK</b>
 <b>PACK</b>	 <b>PACK</b>	 <b>PACK</b>	 <b>PACK</b>	 <b>PACK</b>	 <b>PACK</b>	 <b>PACK</b>	 <b>PACK</b>
 <b>PACK</b>	 <b>PACK</b>	 <b>PACK</b>	 <b>MESSENGER</b>	 <b>MESSENGER</b>	 <b>MESSENGER</b>	 <b>MESSENGER</b>	 <b>MESSENGER</b>
 <b>MESSENGER</b>	 <b>MESSENGER</b>	 <b>MESSENGER</b>	 <b>MESSENGER</b>	 <b>MESSENGER</b>	 <b>MESSENGER</b>	 <b>MESSENGER</b>	 <b>MESSENGER</b>
 <b>SCOUT</b>	 <b>SCOUT</b>	 <b>SCOUT</b>	 <b>SCOUT</b>	 <b>SCOUT</b>	 <b>SCOUT</b>	 <b>SCOUT</b>	 <b>SCOUT</b>
 <b>SCOUT</b>	 <b>SCOUT</b>	 <b>SCOUT</b>	 <b>SCOUT</b>	 <b>SCOUT</b>	 <b>SCOUT</b>	 <b>SENTRY</b>	 <b>SENTRY</b>
 <b>SENTRY</b>	 <b>SENTRY</b>	 <b>SENTRY</b>	 <b>SENTRY</b>	 <b>SENTRY</b>	 <b>SENTRY</b>	 <b>SENTRY</b>	 <b>SENTRY</b>
 <b>SENTRY</b>	 <b>SENTRY</b>	 <b>SENTRY</b>	 <b>CASUALTY</b>	 <b>CASUALTY</b>	 <b>CASUALTY</b>	 <b>CASUALTY</b>	 <b>CASUALTY</b>
 <b>CASUALTY</b>	 <b>CASUALTY</b>	 <b>CASUALTY</b>	 <b>CASUALTY</b>	 <b>CASUALTY</b>	 <b>CASUALTY</b>	 <b>CASUALTY</b>	 <b>CASUALTY</b>

