



Dogs for Defense: K-9 Corps

Created by the
Eisenhower Foundation



Dogs for Defense: K-9 Corps



INTRODUCTION

At a time when every American was asked to make sacrifices for the American war effort, WWII marked the establishment of Dogs for Defense, a program to which families donated their pet dog to serve in the U.S. military. These four-legged recruits came in every size and shape from the backyards of small towns and big cities, and were transformed through training from loving pets into working troops. Through a variety of artifacts and simulations, students will follow the journey of their pet dog as he leaves the family sofa, enters the battlefield, and returns home a hero.

OBJECTIVES

- Students will gain an understanding of the overall objective of Dogs For Defense as an example of Americans' patriotism and home front volunteerism for the WWII war effort.
- Students will be introduced to the preferred breeds, specialized duties, and outstanding dogs of the K-9 Corps.
- Students will gain knowledge of the characteristics and value of primary sources.

ACKNOWLEDGEMENTS

This unit was produced in July 2013 by the Eisenhower Foundation.

Mitzi Bankes Gose, writer

Emily Miller, writer and editor

Thanks to the Dane G. Hansen Foundation for funding and the Eisenhower Presidential Library, Museum and Boyhood Home for support.

Thank you to Andy Watson of the AMEDD Center of History and Heritage for research assistance, and to Robert Rosenkrans, author of U.S. Military War Dogs in World War II, for artifact advice and permission to use images from his collection.

CONTENTS

2 Core Standards

3 Lesson Plan

4-5 Background Briefing

TARGET AUDIENCE: Grades 3 - 5

TIME REQUIREMENT: 1 hour

COMMON CORE STATE STANDARDS

For English Language Arts & Literacy in History/Social Studies, Science and Technical Subjects

Grade Level		3rd - 5th
Standards	RI - Reading Informative Text	1-4, 7-8
	RL - Reading Literature	1-3
	SL - Speaking and Listening	1-3

KANSAS CONTENT STANDARDS:

Additionally, this lesson supports Kansas History, Government, and Social Studies Standards 2.1 and 3.1 through its discussion of America's spirit of volunteerism, patriotism, and civic responsibility.

*To view another state's content standards, visit that state's Department of Education website.



Lesson Plan

1. Ask students to think about -- and make suggestions of -- what they could do, as a kid in the United States, to help out our soldiers who are fighting over seas. After suggestions have waned, ask them if they have a pet dog. Is there any way it could help in the war? If so, would you send it off to war?

2. Read through the **Background Briefing** (page 4) "Introduction" portion and cover the four keywords: Patriotism, Volunteerism, Dogs for Defense, K-9 Corps

5 minutes

3. Read **Chips the War Dog** book to students.

5 minutes

4. Point out that there were seven preferred breeds and six main duties, or jobs, that dogs were trained to fulfill. Use the **Background Briefing** (pages 4-5) to cover these.

10 minutes

6. Divide students into six groups to begin rotating between six activity stations:

1. Dog Duties
2. Preferred Breeds
3. Chips the Hero Hound worksheet
4. Build Your Own Hero Hound
5. Keywords
6. Artifacts

5 minute rotations = 30 minutes

ACTIVITY STATION DESCRIPTIONS:

1. Dog Duties

Students match the duty with its description and image.

2. Preferred Breeds

Students play the memory game, matching the dog picture with the breed name.

3. Chips the Hero Hound

Students refer to the Chips the War Dog book to complete story questions.

4. Build Your Own Hero Hound

Students complete the activity sheet.

5. Keywords

Students review the keywords for this lesson and then complete puzzles of four posters based on the key words.

6. Artifacts

Students will learn the definition of an artifact and then examine artifacts related to the WWII War Dog Program.

Background Briefing

INTRODUCTION

Dogs have been used in battle by other countries for thousands of years, but when World War II started, the United States had not adopted an official military war dog program. Dog enthusiasts strongly believed that dogs could aid the military and began trying to persuade the government. This group became **Dogs for Defense, Inc.**

Patriotic Americans on the home front wanted to help our soldiers in any way they could. The whole country shifted gears to support our troops and win World War II. The volunteers who created Dogs for Defense were determined to show the military that dogs were useful in war and sent their own trained dogs to guard weapon companies (sentry duty). They soon proved valuable not only as excellent guards, but also as morale boosters to those they helped.

In 1942, the U.S. Army received 200 trained sentry dogs from Dogs for Defense. This was the first time in U.S. history war dogs were officially recognized. Their usefulness was quickly realized, and by December, the Army, Marine Corps, and Coast Guard requested 125,000 dogs! Dogs for Defense turned to Americans to help fulfill this request. America's **volunteer** spirit showed itself and approximately 40,000 pet dogs were signed up to join the military. The dogs being volunteered, however, were untrained pets, not working dogs.

Training facilities and an official Army training manual were soon created and the United States **K-9 Corps** was established. Dogs for Defense continued to supply the K-9 Corps with dogs until March of 1945 when the Quartermaster Corps set up its own procedures to obtain dogs.

PREFERRED BREEDS

In July of 1943, the Army's Technical Manual 10-396 listed thirty-two breeds thought to be suitable as war dogs. However, by the end of 1944, seven breeds stood out and were preferred.

The **German Shepherd** was the top choice of the U.S. Army, while the Marine Corps preferred the **Doberman Pinscher**. Both breeds had been used as guard and war dogs in other countries. The sharp senses, agility, alertness, and intelligence of these breeds, plus the **Belgian Sheepdog** and **Collie** made them ideal scouts, sentries, and messengers.

Able to brave colder climates, the **Siberian Husky**, **Malamute**, and **Eskimo** dogs are pack and sledge dog breeds with "snow shoe" type feet that are well adapted for traction on ice and snow. They are also respected for their endurance, speed, and ability to work on a dog team. These breeds are able to haul double their body weight to pull heavy sleds in snow covered areas not accessible to other means of transportation for an average of twenty-five miles a day.



Fun Fact

Because the Dalmatian's bright coloration made it stand out too much on the front lines, attempts were made to dye it khaki!

Background Briefing

REPORTING FOR DUTY, SIR

There were six main duties, or jobs, that dogs were trained to fulfill.

Sentry Dogs guarded a post, detecting and sometimes attacking any intruders.

Scout Dogs trained to go ahead of their handler to investigate and give silent warning of enemy dangers.


Sledge dogs worked on a dog team to transport heavy loads of supplies, equipment, and sometimes wounded soldiers across the rough terrain of ice and snow.

Messenger Dogs delivered messages from one handler on scouting patrol to another handler at headquarters, often passing through enemy territory and gunfire. These loyal dogs learned to locate their handlers' scents from up to a mile away!

Pack dogs transported supplies through rough terrain that vehicles could not cross, usually mountains. Using doggy-backpacks, they carried small quantities of ammunition, food and other supplies for soldiers.

Casualty Dogs were trained and used by the medical corps to locate wounded soldiers. The dog searched a given area, and upon finding an injured soldier, returned to his handler to report its find. The handler then attached a leash to the dog who led him to the soldier.

Initially, some dogs were trained for **Mine Detection** and **Gas Detection**, but these programs were soon abandoned because they were ineffective.



Fun Fact

One of the war **dog** training centers was built on **Cat** Island off of the Mississippi Gulf Coast.

PREFERRED BREEDS

DIRECTIONS

Play the memory game, matching dog pic with breed name.

Start with all cards shuffled and turned with the white side up. On their turn, each player turns over two cards. If the two cards are a match of the dog picture and breed name, the player keeps the cards. The game ends when time runs out or all matches have been made. The player with the most cards wins.



+

Malamute

German Shepherd



Doberman Pinscher



Collie



Belgian Sheepdog



Malamute



Eskimo




Siberian Husky



FUNNY FACT

Because the Dalmatian's bright coloration

made it stand out too much on the front lines, attempts were made to dye it khaki!





German
Shepherd



Doberman
Pinscher



Collie

Belgian
Sheepdog




Malamute

FUNNY FACT

Because the Dalmatian's
bright coloration made it
stand out too much on
the front lines, attempts
were made to dye it
khaki!

Siberian Husky

Eskimo



DOGS FOR DEFENSE

his eyes and ears at the

JOIN NOW

OFFER

P A T R I O T I S M

My Dog Is A Member!

WAR DOG FUND

DOGS FOR DEFENSE, Inc.

250 Park Avenue, New York





V O L U N T E E R I S M

The K-9 Corps

Official March of "Dogs For Defense," Inc.

Words and Music by


ARTHUR ROLAND

Arranged by

For Purchase
for BAN


DOGS FOR DEFENSE, Inc.

BOSTON MUSIC CO.
Sole Selling Agents
Boston, Mass.



This station reviews the keywords from this lesson.

1. Review each word, its definition, and its example image.
2. See how many of the image puzzles you can assemble before time runs out.



DOGS FOR DEFENSE

This organization asked Americans to donate their healthy and capable dogs for the U.S. military to use in World War II. Their efforts convinced the military to create a War Dog Program, called "K-9 Corps."


The image below shows a young boy, Clyde Porter, giving his dog "Junior" to the Dogs for Defense.



PATRIOTISM

To show love for your country.

The image below was a window sticker to be placed on their car or house window to show they gave money to the War Dog fund. Does your family show their support for a cause or a team by putting a sticker in your car or house window?



VOLUNTEERISM

To freely help others.

The image below shows young Carol and Paul Sims volunteering their German Shepherd, "Sivers" to the U.S. Army.



K-9 Corps

On March 13, 1942, the U.S. Under Secretary of War established the War Dog Program called "K-9 Corps" to train and utilize the dogs obtained by Dogs for Defense. In August 1942, the Quartermaster Corps established training centers and Technical Manual 10-396 to outline the procedures to be followed in training.

The image below shows the cover and music for the K-9 Corps official march of "Dogs for Defense." It was written in 1943.



Dedicated to the dogs with our Armed Forces
THE K-9 CORPS
Official March of "Dogs For Defense, Inc."

The K-9 Corps

Official March of "Dogs For Defense," Inc.

Words and Music by
ARTHUR ROLAND

Arranged by

Also Published
for BAND


DOGS FOR DEFENSE, Inc.
BOSTON MUSIC CO.
Sole Selling Agents
Boston, Mass.

Copyright 1943 by Roland Kilbon. Property of Dogs for Defense, Inc.
Copyright assigned, 1943, to Boston Music Co.
Sole Selling Agents, Boston
Printed in U.S.A.

10224




Guarded a post,
detecting and
sometimes attacking
any intruders.




SENTINEL




Trained to go ahead of their handler to investigate and give silent warning of enemy dangers.



SCOUT



Transported supplies through rough terrain that vehicles could not cross, usually mountains. Using doggy-backpacks, they carried small quantities of ammunition, food and other supplies for soldiers.



PACK




Delivered messages from one handler on scouting patrol to another handler at headquarters, often passing through enemy territory and gunfire. These loyal dogs learned to locate their handlers' scents from up to a mile away!



MESSENGER




Worked on a dog team to transport heavy loads of supplies, equipment, and sometimes wounded soldiers across the rough terrain of ice and snow.



SLEDGE



Trained and used by the medical corps to locate wounded soldiers. The dog searched a given area, and upon finding an injured soldier, returned to his handler to report its find. The handler then attached a leash to the dog who led him to the soldier.



CASUALTY

DOG DUTIES

DIRECTIONS

Students match the duty with its description and image.

Example



MESSENGER

These dogs delivered messages from one handler on scouting patrol to another handler at headquarters, often passing through enemy territory and gunfire. These loyal dogs learned to locate their handlers' scents from up to a mile away!



CASUALTY

SLEDGE

MESSENGER



PACK

SCOUT

SENTRY

These dogs guarded a post, detecting and sometimes attacking any intruders.

These dogs were trained to go ahead of their handler to investigate and give silent warning of enemy dangers.

These dogs transported supplies through rough terrain that vehicles could not cross, usually mountains. Using doggy-backpacks, they carried small quantities of ammunition, food and other supplies for soldiers.

These dogs delivered messages from one handler on scouting patrol to another handler at headquarters, often passing through enemy territory and gunfire. These loyal dogs learned to locate their handlers' scents from up to a mile away!

These dogs worked on a dog team to transport heavy loads of supplies, equipment, and sometimes wounded soldiers across the rough terrain of ice and snow.

These dogs were trained and used by the medical corps to locate wounded soldiers. The dog searched a given area, and upon finding an injured soldier, returned to his handler to report its find. The handler then attached a leash to the dog who led him to the soldier.






CHIPS THE HERO HOUND

DIRECTIONS

What do you remember about Chips the Hero Hound?

Complete the story questions as a group. You may look back into the book if necessary.



CHIPS

Story Questions

After reading CHIPS the Hero Hound, have fun completing the questions and activities.

1. Circle the correct answers from the bolded options.

*Chips first lived in **Kansas** / **New York** with Nancy and **Gail** / **Bailey**.

*At the War Dog Training Center, Chips met his handler, **John P. Rowell** / **Tom Ziegler** and was assigned to **pack** / **sentry** duty.

*Chips became **homesick** / **seasick** on the way to Africa, but soon proved his courage and was selected for a mission to patrol the house where U.S. President **Roosevelt** / **Eisenhower** and Prime Minister Churchill were meeting.

*While in **Africa** / **Sicily**, Chips saved many lives when he took command of an enemy machine gun nest and alerted troops to many hidden **mines** / **enemy soldiers**.

*Chips became so well-known that General **Dwight D. Eisenhower** / **George S. Patton** asked to meet him while they were both stationed in **Italy** / **France**.

*When World War II ended in **1923** / **1945**, Chips returned home a hero to Gail and Nancy.

2. Who am I? Choose a person from the word box who you think would say each quote.


John P. Rowell General Eisenhower
enemy soldier Nancy Gail Edward

Ouch!
He bit
me!

You
saved my
life!

We
better
surrender
now!

3. The medals first awarded to Chips were taken away, but John and the other men made their own medals for Chips to wear. Design a medal you would give to Chips.





ARTIFACTS


DIRECTIONS

Take turns reading the following four paragraphs to the rest of your group:

1. If your bedroom, or entire home - as it is now - was not touched for 100 years, what could a person in the year 2113 speculate about your life and world by looking at all of your things? Would that person even know what many of your items were? (pass this to another student to read)
2. Researchers and museums call most of these old items “**artifacts**.” The Eisenhower Presidential Library, Museum, and Boyhood Home are full of them! So first, let’s learn about artifacts, then use the artifacts on the table to investigate the use of dogs in WWII. (pass)
3. What is an **artifact**? It is any direct evidence produced by humans during a specific period under study. They vary widely, from objects like bowls, photographs, diaries, maps, movies, tools, and toys. The key is that they were **created by humans during the time period being studied**. (pass)
4. Each item on this table is (a reproduction of) an artifact from the WWII time period and is connected to the War Dogs program. Read the artifact cards and match them to the items on the table. Explore as many artifacts as you can before time is up.

War Department
 Technical Manual No. 10-396
 "War Dogs"
 July 1, 1943

This military manual was created to instruct and inform everyone involved with the War Dogs Program. It set up all the rules that everyone must follow in training and caring for the dogs.



1943 Original Publication



2013 Reproduction

Aggression Training Sleeve Cover

This would cover the trainer's arm and protect him from the dog's bite as it was being trained to attack. The person being attacked would often wear an entire protective training suit.



Private Pepper of Dogs for Defense
 Written by Frances Cavanah in 1945.

This children's book tells the story of Pepper serving in the World War II K-9 Corps. It also has a sequel, Private Pepper Comes Home.

Please be gentle, this is the original book so it is almost 70 years old!



"CHIPS Makes a Comeback"
 True Comics #36
 June, 1944

This three-page comic book story is about a real U.S. Army Dog in WWII named Chips and his actual encounter with General Dwight D. Eisenhower.



Private Pepper of Dogs for Defense
Written by Frances Cavanah in 1945.

This children's book tells the story of Pepper serving in the World War II K-9 Corps. It also has a sequel, Private Pepper Comes Home.

A copy of the originals will be passed around for you to examine. Please be gentle, these are the original books so they are almost 70 years old!



United States Marine Corps
Fleet Marine Force, Pacific Dog Platoon
Shoulder Patch

Each platoon consisted of 18 messenger and 18 scout dogs with one officer and 65 enlisted men.



United States War Department
Office of the Quartermaster General
Certificate of Appreciation
circa 1943

This certificate was awarded to Hazel Lunardini for donating her dog, Tipper.

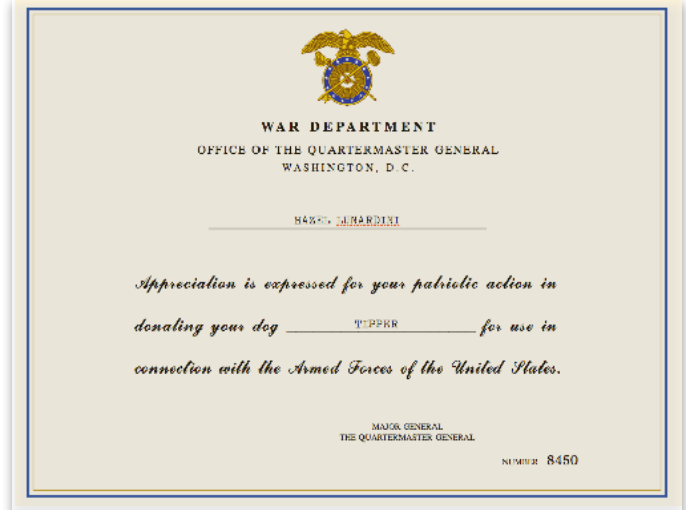


Photo of Cpl. Harold "Al" Tesch and "Tipper"
United States Marine Corps
3rd War Dog Platoon, Pacific Theatre
1943-1945

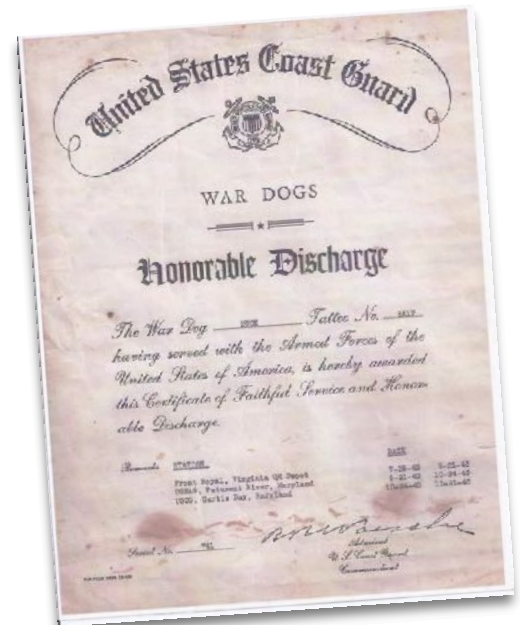
Three letters from Al to Hazel, dated March 23, 1944; September 12, 1944 and November 13, 1944.

These letters and photo were sent from Cpl. Tesch to Hazel, a young girl who donated her pet, Tipper, to the War Dog Program. Typed versions of the letters have also been made available so you can read them more easily.



United States Coast Guard
War Dogs Honorable Discharge Certificate
Admiral of the U.S. Coast Guard
circa 1945

This certificate was awarded to "Buck" for his service with the armed forces.




Certificate of Appreciation

To "Lady"

From the Board of Human Commissioners,
City of Los Angeles, State of CA

October 5, 1945

This certificate is an act of kindness and respect for Lady and her owners for her service in the K-9 Corps during WWII.



Eager Beaver cartoon "Army War Dogs Wanted" circa 1942

This cartoon would have been run in newspapers to promote the new War Dog Program.



Recruiting Advertisement

Dogs for Defense, Inc. and Purina Dog Chow paired up to advertise in various magazines during WWII.



WWII Choke Chain Collar

These training collars were made of strong welded steel rings that would apply pressure on the dog if it was pulling against its handler. The oblong links prevent the dog's fur from getting pulled or matted. Some of them had a solid ring that was stamped "U.S. WAR DOG."



Fun Fact

The fourth training center for war **dogs** opened in April, 1943 on **Cat** Island off of the Mississippi Gulf Coast.



23 March 1944

Dear Hazel,

I am writing because I want to thank you. You are the reason I am alive and writing to you now. If you would not have shown the newspaper clipping from the Chicago Tribune about the war department accepting dogs with bad tempers to your father, Tipper would have been put to sleep in the pound. Your action sent Tipper into my life and set it on a course I never would have dreamed of. After being trained as a scout dog, we were sent to Guadalcanal. Tipper saved me and a bunch of guys from walking straight off a cliff on a night patrol. He got a belly full of K-rations for that caper. We were then sent on to Guam. On the very first night there, we were hit with mortars during our sleep. Tipper and I were both wounded but two guys just twenty feet away were killed. I'm not sure why we were spared but now thinking it is because Tipper and I have work to do. Our wounds have healed and we are both ok now.

I am and will always take good care of Tipper. Don't worry about him.

Please excuse my handwriting - I am kneeling on the ground writing on a ammo box.

Will write again when I can.

Sincerely,
Al Tesch

12 Sept. 1944

Dear Hazel

Since I last wrote, Tipper has saved many more lives. Once he insisted there was danger in a palm tee, but none of us could see anything. I figured what the heck and started firing my carbine. I turns out a sniper was hidden up there completely camouflaged in palm fronds. Think about it. A deer can't sent a hunter in a tree stand. Now way. But Tippy knew. He always knew. He alerts me by perking up his ears and then his head would bob up and down trying to locate the scent. When he finds it his hair bristles and he gives a low growl -- no, more like a rumble. Tipper never gives us away with a bark and he has never given a false alert. Not once, not ever. I have to get some shut eye before Sarge starts yelling, but I wanted to thank you again for sending Tipper to me. He is doing well and has saved me several times over. I will try to write more to keep you updated.

Sincerely,

Al Tesch



Tipper Says Hi

13 Nov. 1944

Dear Hazel,

I have a couple of funny stories to tell you about Tipper. He loves to shag balls. One day we staged an exhibition ball game. The big attractions were Pee Wee Reese and Ted Williams. Williams was a Marine Corsair pilot. I was playing short stop. Williams slams one -- it's a homer. And just about the time Williams is rounding second base, here comes old Tipper tearing across the outfield and he drops the ball at my feet. Everybody's cheering and whistling as Williams touches home plate. And I think to this day that Mr. Red Sox never knew the applause wasn't for him.

We finally got orders to move out, and that meant a field inspection. Major General Erskine, our division commander, headed the inspection party. He walked up and down the front ranks of our battalion, loudly praising the devil dogs. That's when Tippy bit him! Guys up and down the line later told me they could hear khaki rippin' and then flappin' in the wind like Old Glory. I didn't hear a thing -- I was scared stiff that I was gonna be court-martialed. I didn't have Tippy's leash short-snubbed like I should have. Then the General says in a loud voice: "Gentlemen, we have just witnessed a classic example of what these splendid canines are trained to do -- ATTACK!"

Tipper has saved many men's lives in Guam. I am not able to write about it now, but maybe someday I'll tell you how his nose and ears saved us guys on Guam many times. We'll be shipping out soon -- I'm sure glad to have Tipper -- my guardian angel -- with me. Thank you!

Sincerely,
Al Tesch